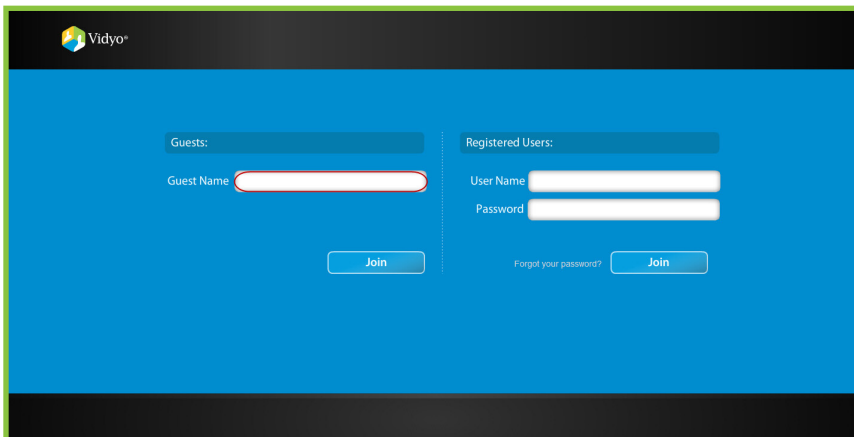


Connecting to a Vidyo Call - Using Guest Link

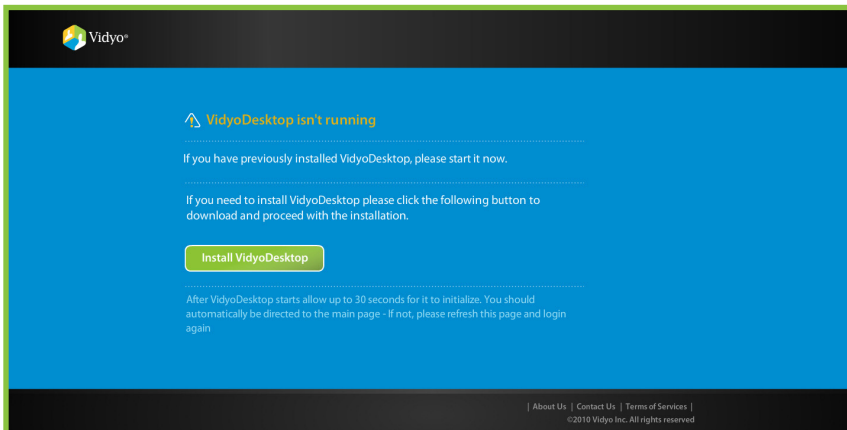
1. In your web browser, open the link that was emailed to you.

(e.g., <http://companydomain.com/flex.html?roomdirect.html&key=xS4LPpEc7ANg>)

2. In the guest section on the left side of the login screen, type your name in the *Guest Name* field.

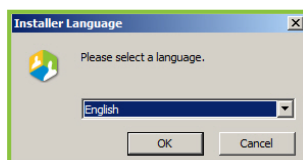


3. Click the *Join* button.
4. The installation web page appears.



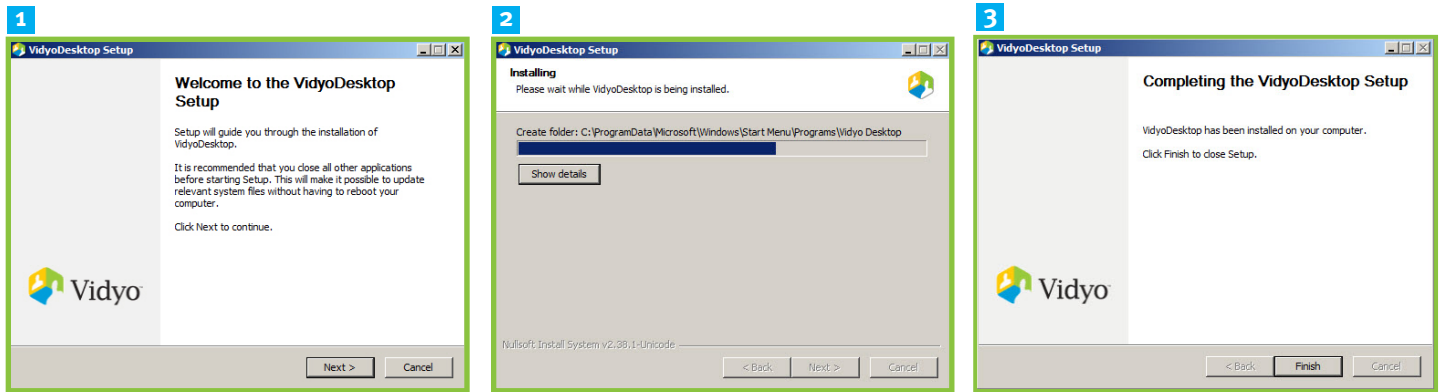
5. Click the *Install VidyoDesktop* button to install the VidyoDesktop software.

The *Installer Language* dialog box appears.



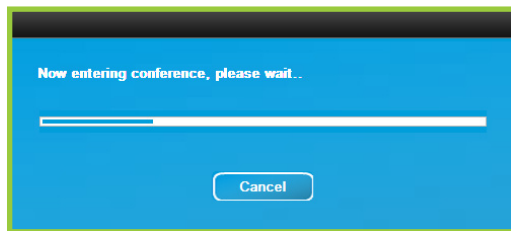
6. Select the language you want to use for the VidyoPortal and click *OK*. The default language is English.

You see the following progress screens until the installation completes.



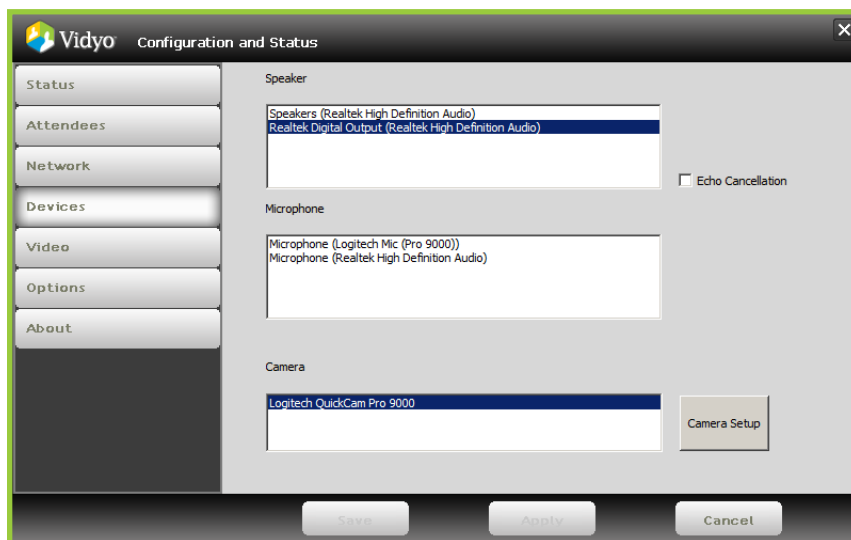
7. When the installation is complete, click the *Finish* button

The following progress bar appears as the VidyoDesktop launches and you join the conference.



8. You are prompted to select the webcam, microphone and speakers you want to use for your VidyoConference.

Note: If you have plugged in a USB headset, be sure to select it as your audio input and output source.














9. The VidyoDesktop appears. If you are the first participant to enter the conference, you see only yourself.



VidyoDesktop Toolbar Summary

The toolbar across the top of the VidyoDesktop contains the following commands:

-  Change screen layout (Only functions with 3+ participants)
-  Full Screen Mode
-  Share an application window with other participants
-  Toggle among shared application windows
-  Turn on/off Self-view (the ability to see yourself) and picture-in-a-picture
-  Speaker volume-on/off
-  Microphone volume-on/off
-  Privacy
-  Dialpad for calls to legacy and voice endpoints (via VidyoGateway™)
-  Settings
-  Disconnect (exit meeting)



©2010 Vidyo, Inc. All rights reserved. Vidyo, VidyoTechnology, VidyoConferencing, VidyoRouter, VidyoPortal, VidyoGateway, VidyoRoom, and VidyoDesktop are trademarks of Vidyo, Inc. All other trademarks are the property of their respective owners. All specifications subject to change without notice, system specifics may vary. All images are for representational purposes only, actual products may differ. Vidyo products are covered by U.S. Pat. Nos. 7,593,032 B3 and 7,643,560, as well as additional International patents or pending U.S. or International patent applications owned by Vidyo, Inc.